


# “How Now Brown Mouse?”

## *The Evolution of Anon E. Mouse Cachets*



Cynthia Scott  
4505 Chapel Dr  
Columbus, IN  
47203

**Frame**

**5**


## D. Computer Drawn

### D.2. Design and Envelope

#### D.2.d. Embracing Entireties

This is the First topographical map by Anon E. Mouse. It took days to draw this early “entire” cachet with a computer mouse.

The cachet was planned for the Nevada Stamp Study Society show NEVPEX 99 timed to coincide with the 33-cent California Gold Rush stamp First Day of Issue. The map shows the most likely route taken by pioneers and gold seekers if they decided to cross Nevada (then part of the Utah Territory) to get to California.



The map was intentionally designed without a strong central focus. It was meant to be the background for this pictorial cancel, also designed by the artist.

#### SECOND DAY OF ISSUE:

Unfortunately, well after the cancel was submitted to the USPS, it was discovered that NEVPEX would not actually start until the day after the Gold Rush FDOI. The date on the cancelling stamp had to be changed.



D. Computer Drawn

D.2. Design and Envelope

D.2.d. Embracing Entire



Whether or not there were stamps in the cachet, it took time to fully embrace the idea of using the entire envelope for a cachet.







## D. Computer Drawn

### D.2. Design and Color

#### D.2.e. Text Border or Background



Two of 12 cachets made for the second Lunar New Year series using the same style of border text to frame the graphic for each different animal. Text positioned in MS Publisher.

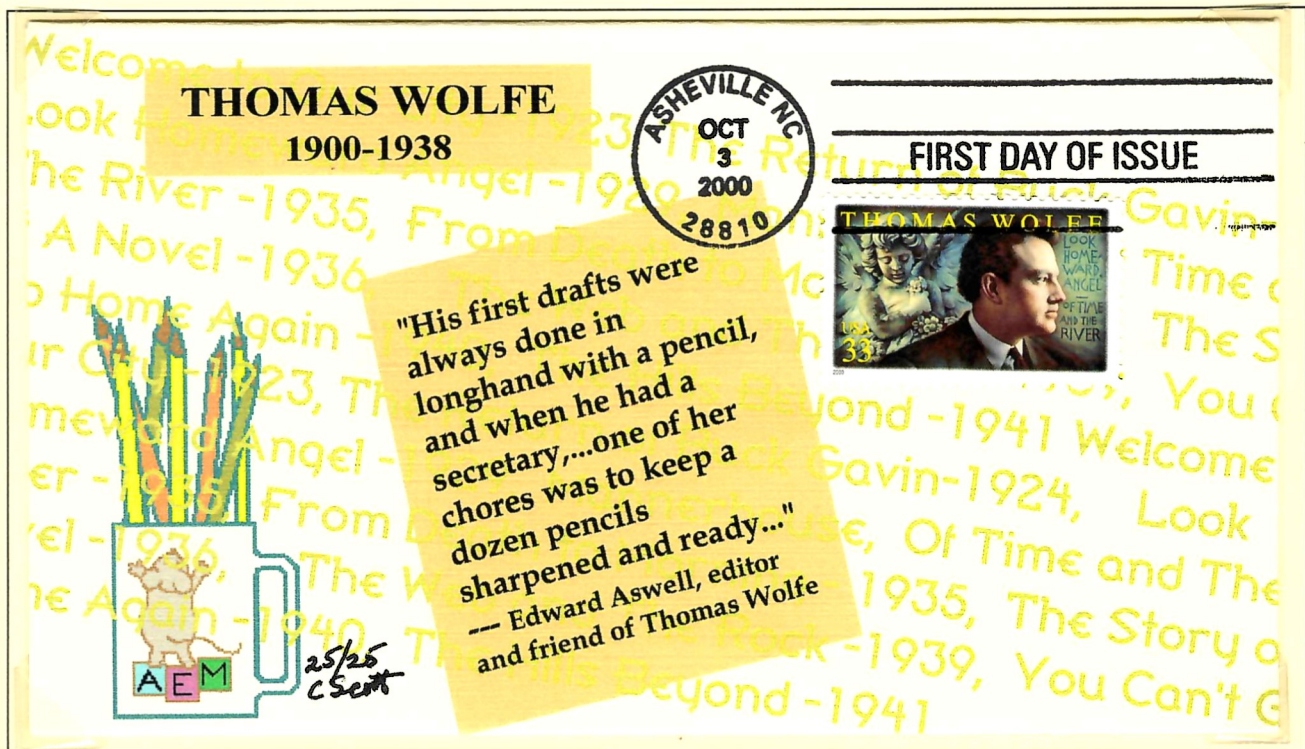





## D. Computer Drawn

### D.2. Design and Color

#### D.2.e. Text Border or Background



In Microsoft Publisher, it is possible to create a background of text and convert it to an image. Other images, drawn in the Windows accessory Paint can layer over the text.

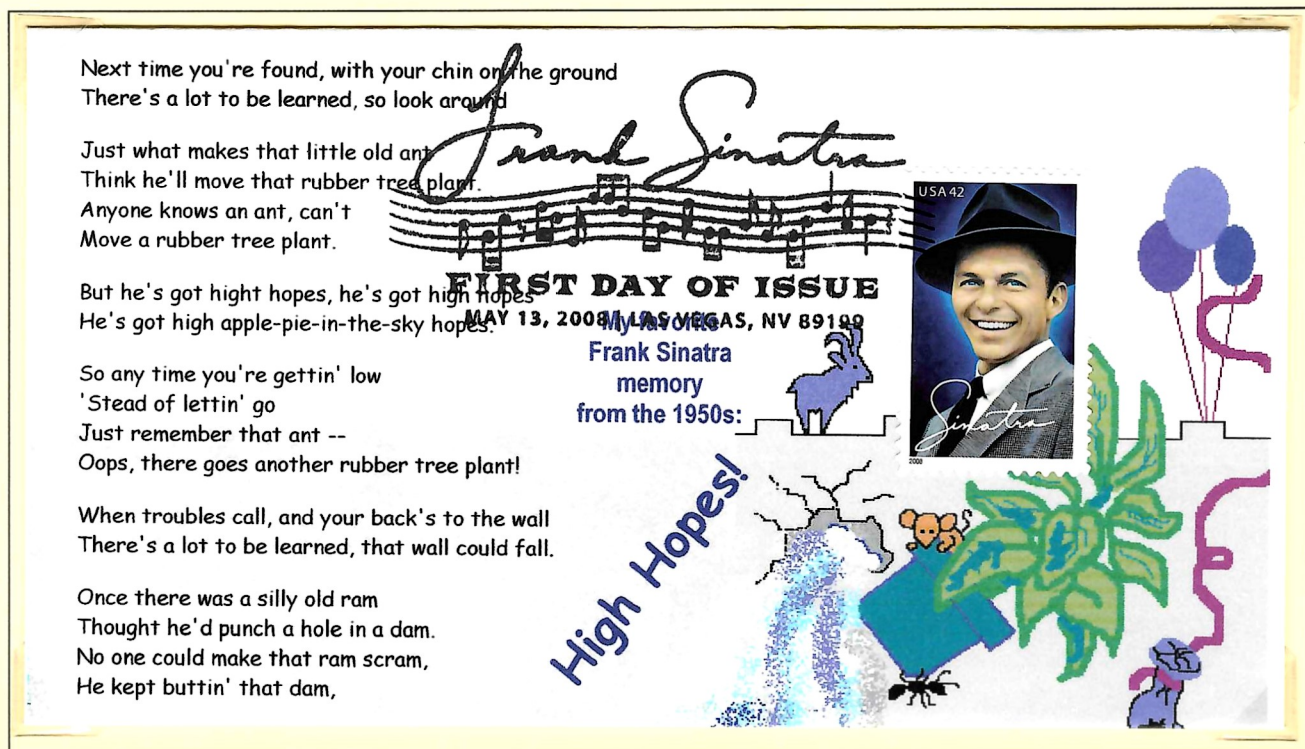




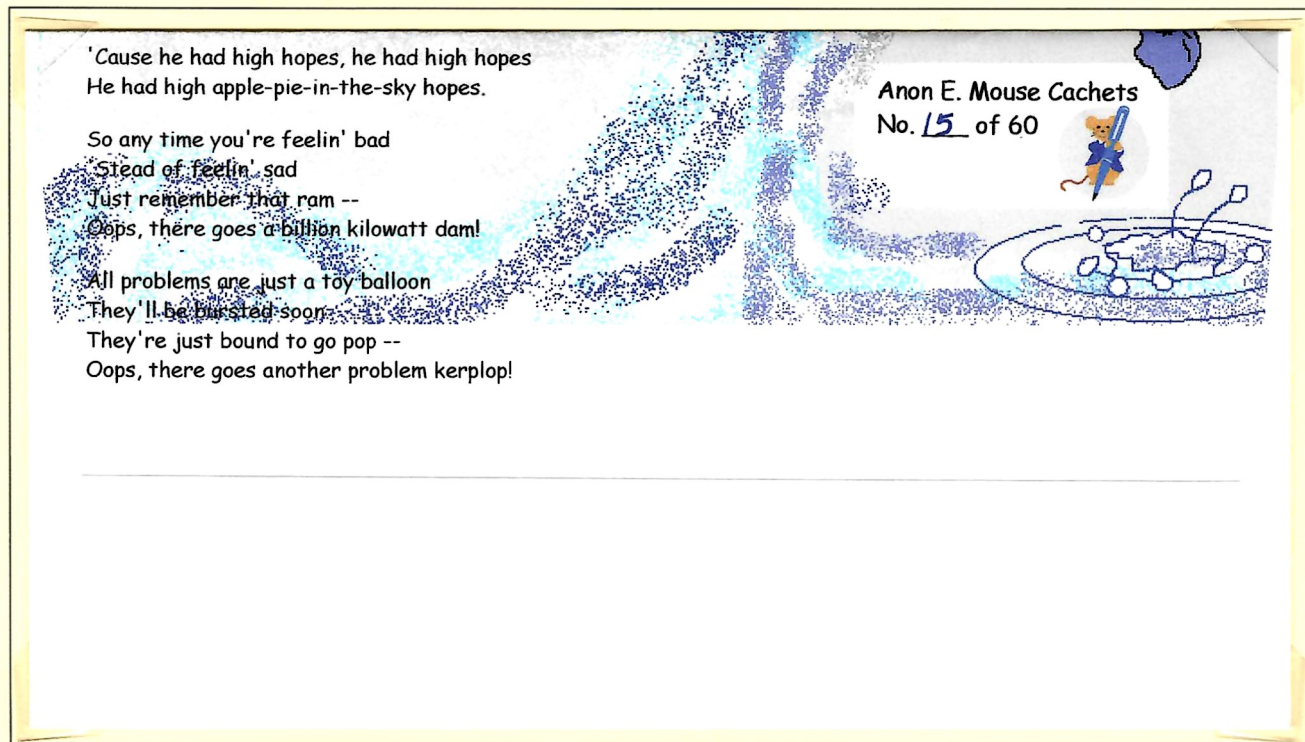
## D. Computer Drawn

### D.2. Design and Color

#### D.2.e. Text Border or Background



These 1959 "High Hopes" song lyrics were a popular hit for Frank Sinatra. The only way to include them all was to make the cachet overflow to the back of the envelope.







## D. Computer Drawn

### D.2. Design and Color

#### D.2.f. Stamp Theme Word Play

### Dragon Theme



The August 9, 2018, Dragons issue invited wordplay fun with a stamp subject theme. Cynthia illustrated an insect, a plant, a fruit, and a giant lizard because they have “dragon” in their names.






## D. Computer Drawn

### D.2. Design and Color

#### D.2.g. Stamp Concept Problem



The artist could not figure out how a nutcracker opened to accept a nut and where. And what about a lever to apply pressure to the nut? The guessed-at design was all wrong. Anon E. Mouse nutcrackers crack their nuts from the backs of their heads instead of inside their mouths.





### E.1. Anita's Photos

A black and white photograph of two young girls standing outdoors in front of a house. The girl on the left is wearing a light-colored, sleeveless dress with a fringed hem and a headband with a large feather. The girl on the right is wearing a dark, wide-brimmed hat with a feather, a patterned vest over a light-colored shirt, and a dark skirt. Both girls are smiling at the camera.

This is the original photograph which was scanned to digital JPEG format for insertion in the cachet. The blonde American “Indian” princess did not have a doeskin dress; she suffered in burlap instead.




The Anita Mouse left-side and bottom border was used for four other cachets with different photos and the stamps featuring: Howdy Doody, Lassie, Hopalong Cassidy, and Kukla, Fran, and Ollie.



## E. Mouse Cousin Cachets

### E.1. Anita's Photos

All but one of the Early TV stamps had the same Anita Mouse border design. This one is different. It suggests the studio setting where the Red Skelton Show was filmed.



Both portrait photos of Cynthia's husband were taken in 1998 while she was enrolled in a photography class at the University of Nevada Reno. The train photo is his, taken in 1989.



Restored Virginia & Truckee Engine #25. Tom's photo circa 1989, Virginia City, Nevada



## E. Mouse Cousin Cachets

### E.1. Anita's Photos



This is the Anita Mouse left-side border created for singers Gene Autry and Roy Rogers on the "Cowboys of the Silver Screen" stamps issued April 17, 2010. It is a cowhand's rope looping alongside music notes.

#### "Home on the Scale," 1937

My mom played Cowboy Music at church, PTA, and school events when she was twelve.



She kept her buffalo chaps and leather wrist shields a long time. My brothers and I used them for Cowboy dress up.

Western  
Western  
Music



**COWBOYS  
OF THE  
SILVER SCREEN**

FIRST DAY OF SALE - APRIL 17, 2010 - OKLAHOMA CITY, OK 73105

Inspired by  
**Singing Cowboys...**

C. Scott

Text added in MS  
Publisher app.

Cynthia's mother  
(left side) had  
finished her third  
year of violin  
training when  
this photo was  
taken for the  
National Institute  
of Music & Arts  
and published in  
*Junior NIOMA  
Musician* news in  
January 1937.






## E. Mouse Cousin Cachets

### E.2. Indy's State History

After reading the book *Indiana's 200, 1816-2016: The People Who Shaped the Hoosier State*, by Linda Gugin and James St. Clair, Cynthia was inspired to begin a new line of cachets honoring such people. Especially ten of the forty women featured in the book. The timing was perfect to pair these cachets with the Indiana Bicentennial Statehood issue of June 7, 2016.



The Indy Mouse logo includes a pair of scissors to indicate the use of clip art.



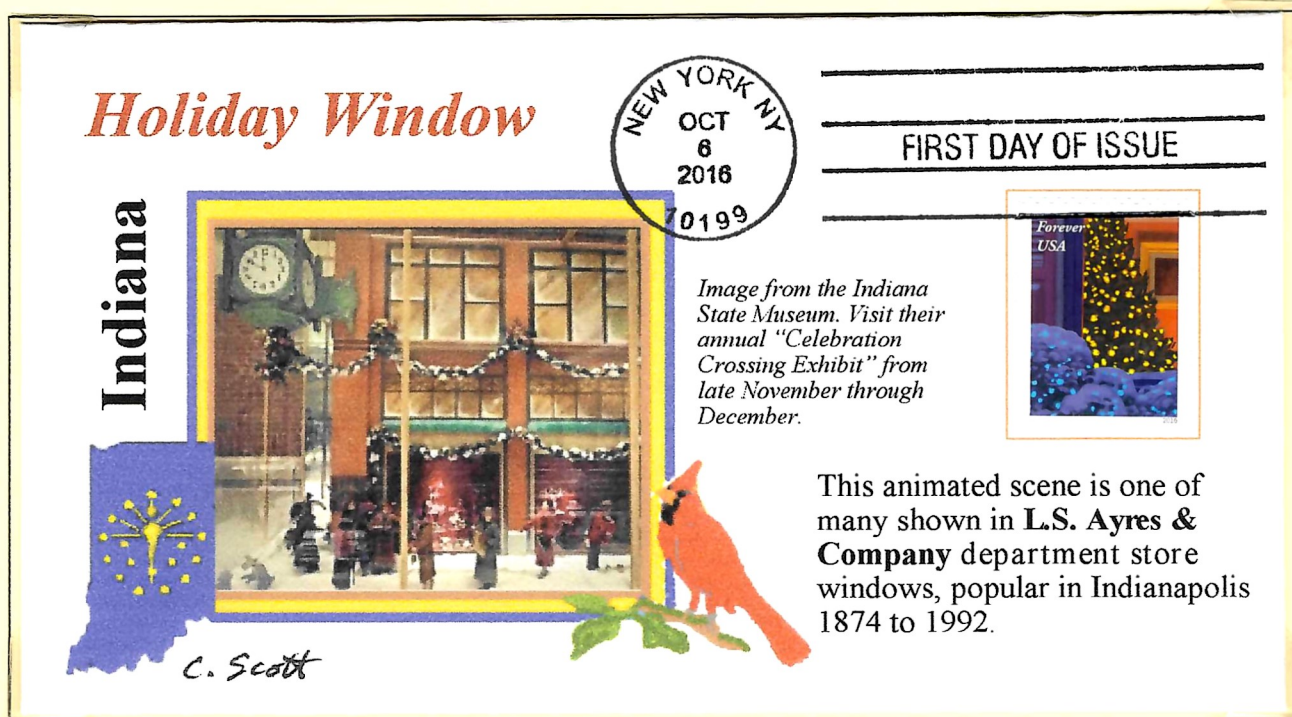
To set off the portraits of the ten chosen women, Cynthia created a border featuring the state flag and the state bird, a Cardinal. She planned to use this border style for future issues by adapting to any dimensional variations in rectangular clip art.



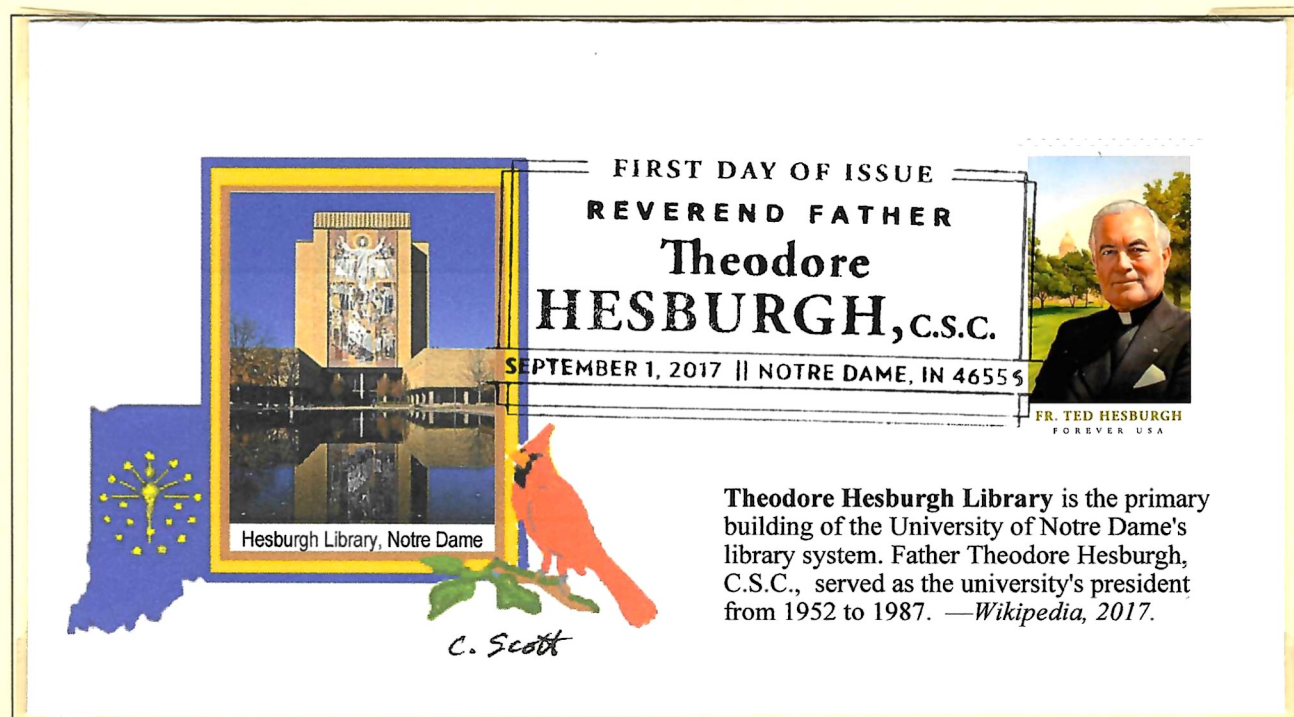


## E. Mouse Cousin Cachets

### E.2. Indy's State History



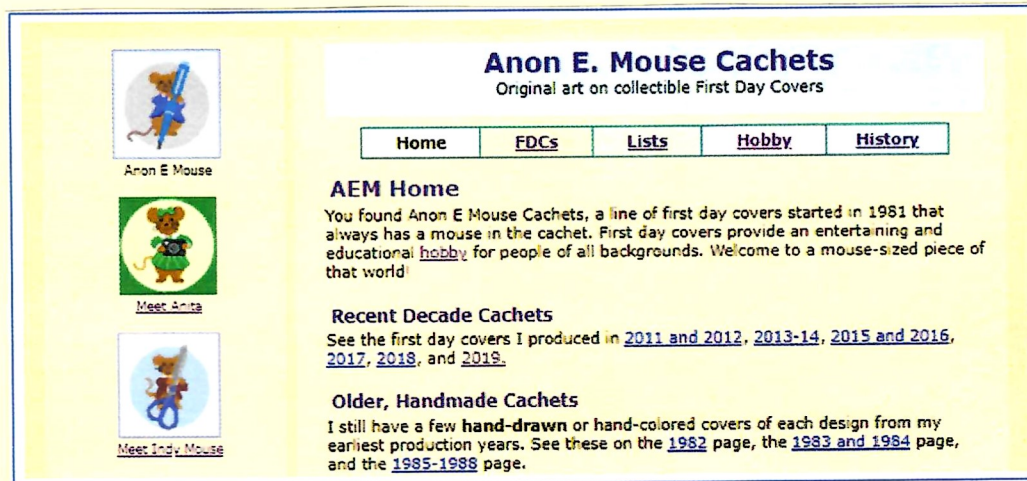
Indy design numbers 11 and 13 of thirteen made as of September 2017.



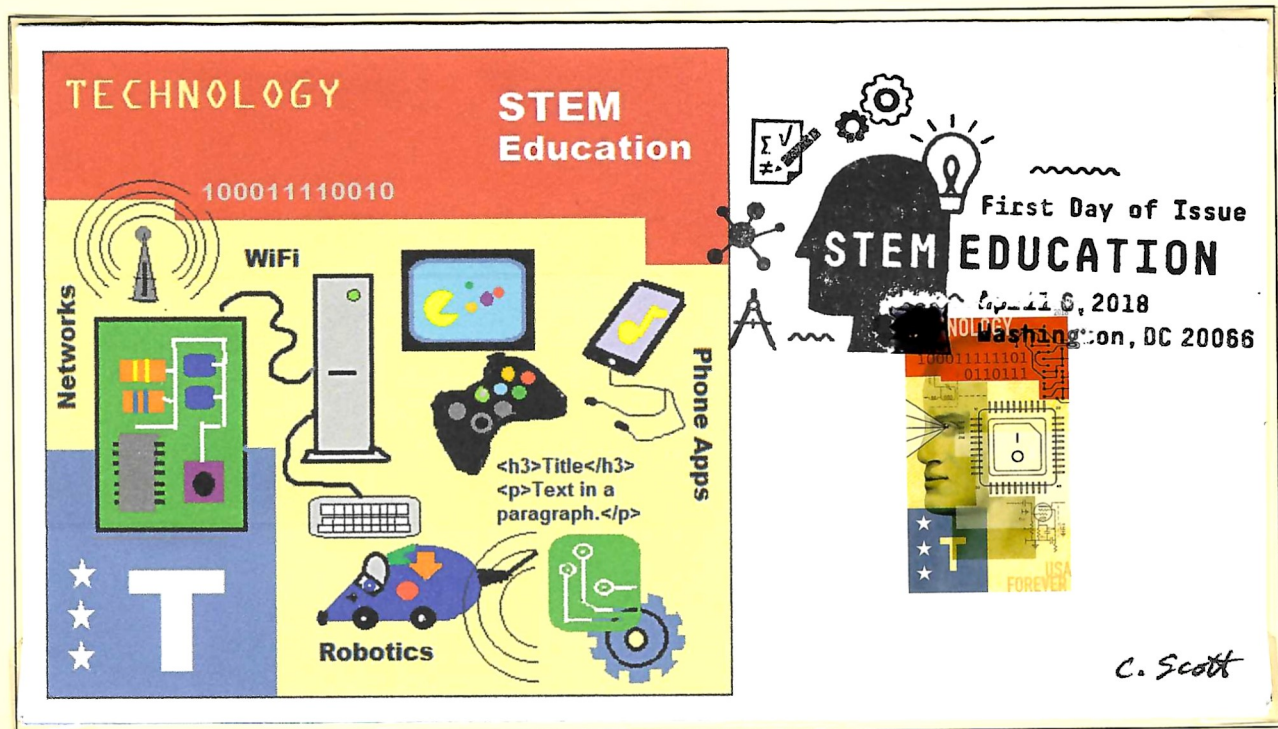


## F. Creation of Website

The Technology part of STEM (Science, Technology, Engineering, and Math) became part of the cachet making tool kit after Cynthia took three university courses about developing web sites. She used XHTML coding and Java Script to create the Anon E. Mouse Cachets site.



Partial screen shot of the home page at web site.

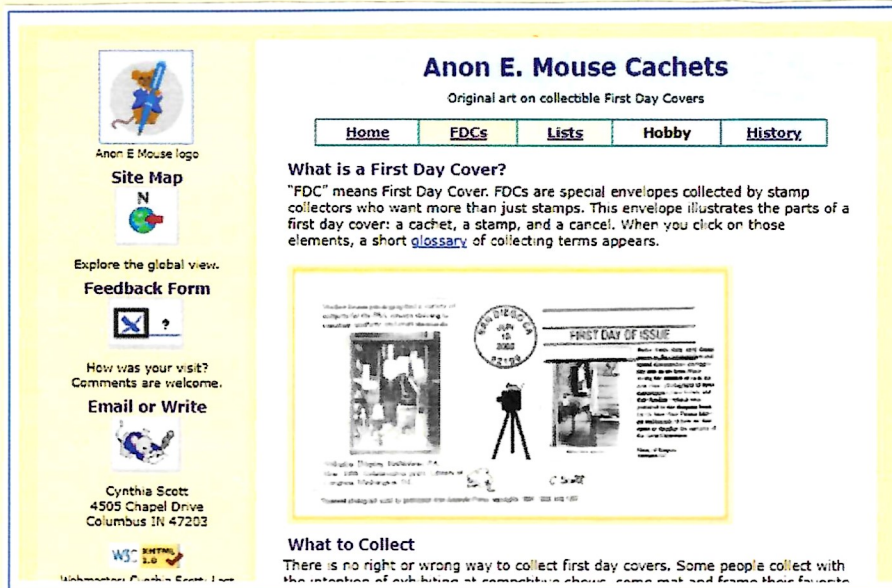


This cover has one of four stamps issued April 6, 2018, lauding the elements of STEM education. There are different cachet designs for each of the other three stamps in the set.



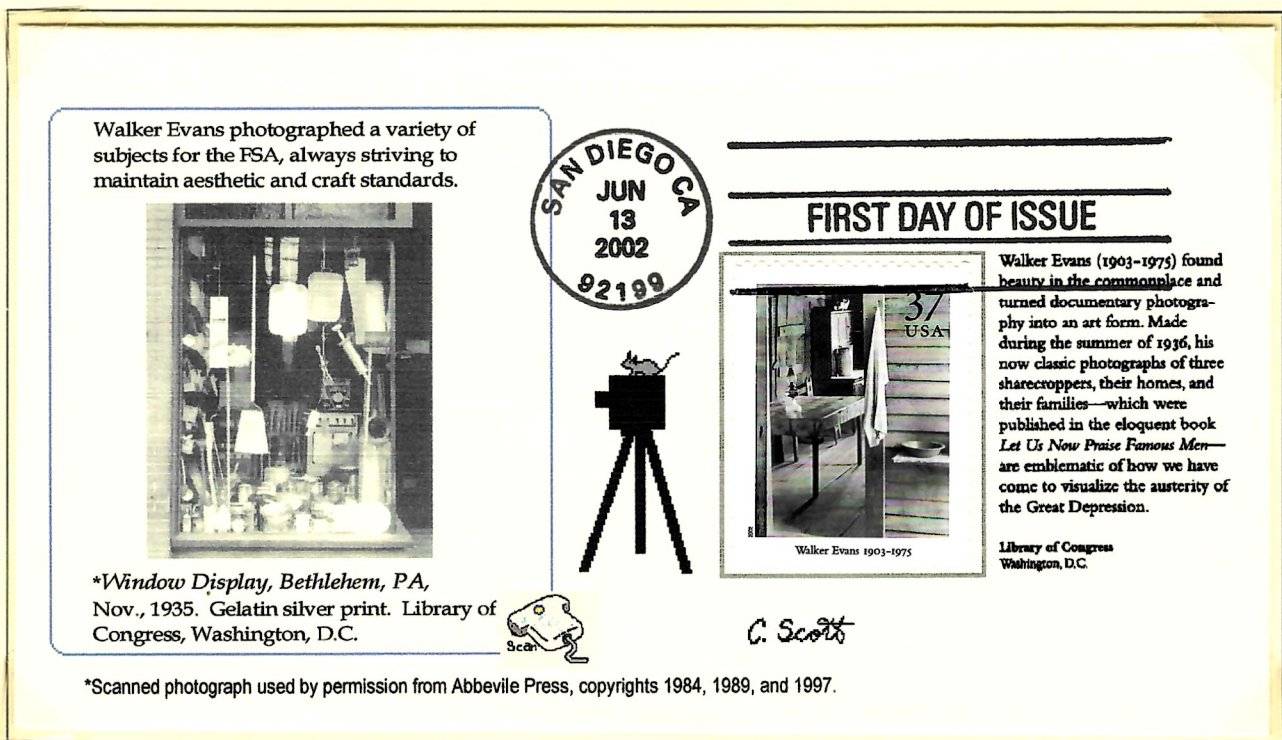
## F. Creation of Website

### F.1. Promoting Hobby



The Hobby page of the web site promotes First Day Cover collecting. Image mapping code provides an explanatory label when the viewer's mouse hovers over the cachet, the stamp, or the postmark on the illustrated cover.

Partial screen shot of the hobby page at web site.




This is the cover scanned and inserted on the web page above. It honors Walker Evans, one of 20 famous photographer stamps issued June 13, 2002. Only the camera tripod was computer drawn by the cachet maker. The left side image was scanned from a book on the history of photography.




## F. Creation of Website


### F.2. Cachet History

**e Map**  
N  



**e global view.**

**ack Form**  


**s your visit?  
are welcome.**

**or Write**  


71a Scott  
napel Drive  
JS IN 47203



ynthia Scott; Last  
15 May 2022

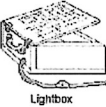


#### The Evolution of Anon E Mouse Cachets

Collectors are often curious about creative steps in the cachet production process. Exhibitors want to know something about the person who made the covers they display. Scholars of FDC history also appreciate details about cachets and the people who made them.

I began making cachets for first day covers in 1981. Cachet making has been an avocation, squeezed in between more pressing life events. Over the past thirty-eight years I have produced 382 different Anon E Mouse designs. This page tells how my designs and reproduction methods evolved.

#### How to Make More Than One

Here are my earliest reproduction methods, in the order I began using them. All still required hand coloring with pencils. Linked words take you to a three-page PDF document that illustrates samples and describes the process.



A. Traced the original by pressing on carbon paper, [First Cachets](#)  
B. Traced the original over a loaf pan and night light, [Desert Cacti](#)  
C. Traced the original over a home-made wooden light box, [Two Presidents](#)  
D. Photocopied black and white drawings, [Legends of American Music](#)

The History page of the web site describes how the cachetmaker first began making FDCs. Visitors can click on four links covering production methods used from 1981-1993. One of four designs illustrated in link D is shown below.

Partial screen shot of the history page on website.



This is one design created for the Legends of American Music series in 1993. The fourth web link (D) of those mentioned above shows how the artist used a combination of hand drawing and photocopying to an envelope template, followed by hand coloring, to produce this FDC.



## F. Creation of Website

### F.2. Cachet History









This Holiday Wreaths cachet design is the last from Anon E. Mouse Cachets, as of June 2022.

At the end of 2019, upon realizing that a third series of Lunar New Year stamps would be issued over the next 12 years, Cynthia decided to retire from making cachets on a regular basis.

Her website remains active to sell existing covers with no new cachets advertised.

*A summary of cachet lines offered on the website:*

Description	Logo	Sample
Anon E Mouse came on the scene in 1981. See the complete <a href="#">List</a> of Anon E Mouse cachets, organized by year of production.		
In 2009, I started a new line of cachets so that I could feature old family photos when a stamp subject called them to mind. See the first six on the <a href="#">Anita Mouse</a> home page.		
<a href="#">Indy Mouse</a> enjoys searching for public photos and clip art that will go well with Indiana-related stamp issues.		
Anon E Mouse is buried by covers. Help us out and buy some overstock packets. See the <a href="#">purple</a> page for great bargains.	